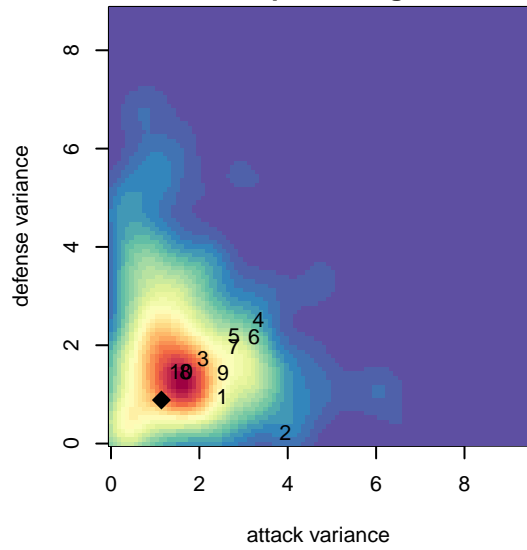
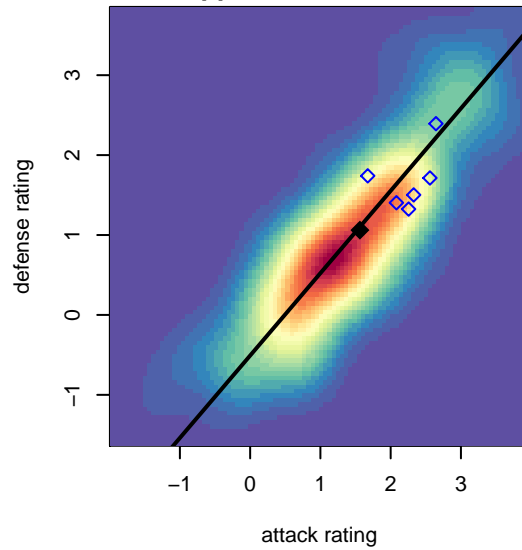


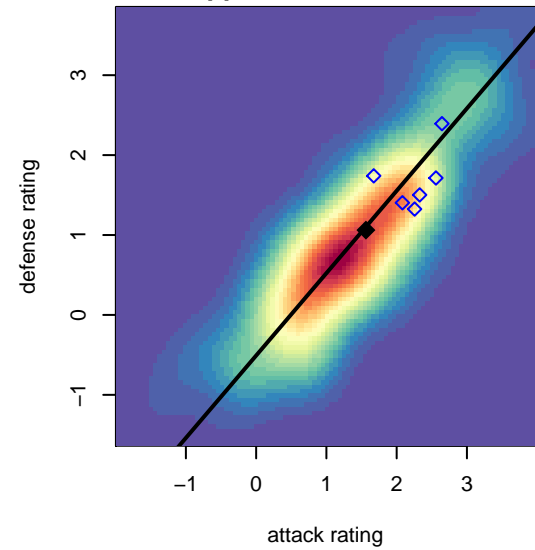
**attack and defense variance (black dot)
relative to other teams
and top 10 in region**



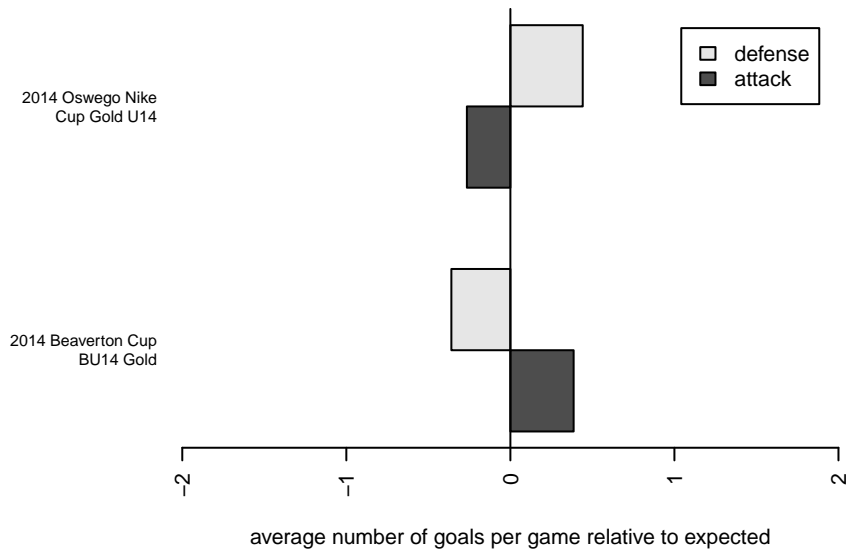
**attack and defense rating
relative to others at age
and all opponents in last 13 months**



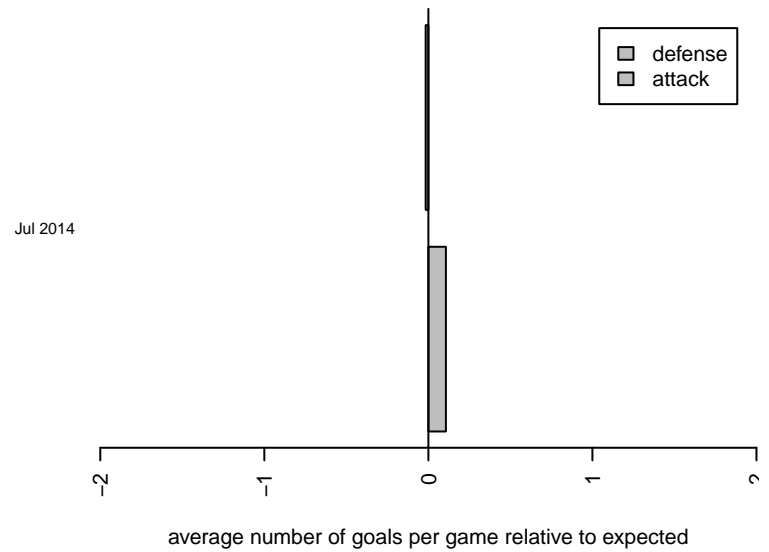
**attack and defense rating
relative to others at age
and all opponents in last 13 months**



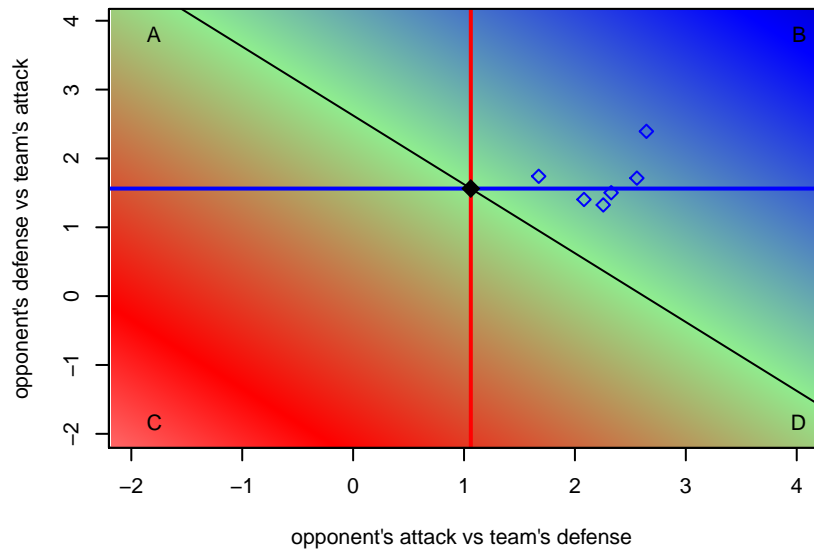
Performance relative to 13 month average



Performance relative to 13 month average



Distribution of opponents
 Red = Lose zone, Blue = Win zone, Green = Even
 Black line separates win/lose zones



lot. A=Neither has attack advantage, B=Opponent has both attack and defense advantage, C=Opponent has both attack and defense disadvantage, D=Both have

date	home		away		venue	pred.home	pred.away
2014-07-26	FC West Halcones B00	0	Salem Chelsea B00	3	2014 Oswego Nike Cup Gold U14	1.14	3.48
2014-07-25	Washington Timbers Red B00	1	FC West Halcones B00	2	2014 Oswego Nike Cup Gold U14	2.79	1.26
2014-07-25	Westside Timbers Copa B00	6	FC West Halcones B00	0	2014 Oswego Nike Cup Gold U14	5.06	0.39
2014-07-20	Westside Timbers Samba B00	2	FC West Halcones B00	3	2014 Beaverton Cup BU14 Gold	2.03	0.84
2014-07-19	FC West Halcones B00	0	Westside Timbers Samba B00	3	2014 Beaverton Cup BU14 Gold	0.84	2.03
2014-07-19	FC West Halcones B00	1	LASC Leones Negros B00	3	2014 Beaverton Cup BU14 Gold	1.02	3.39
2014-07-18	FC Portland Navy B00	5	FC West Halcones B00	1	2014 Beaverton Cup BU14 Gold	4.12	0.75
2014-04-27	FC Portland Navy B00	4	FC West Halcones B00	0	2013 OPL State Cup U13	4.12	0.75